


Asalaamu laikum,

Here are some tips for how to use the following workeets:

1. The worksheets are intended for preschoolers, it incorporates islamic studies as part of the curriculumn.
2. You can teach the recitation of quran along side the worksheets, starting from Al- Fatiha (we listen to Mishawi with children)

Art/craft Idea:

Ant Finger print



Alhamdulillah for (dua hand)



Book Recommendations:

- The Story of Adam (Alaihi salaam) and the beginning of creation
- The story of the Ants (prophet Sulaiman Alaihi salaam)
- Are You an Ant? by Judy Allen and Tudor Humphries
- Ten Apples Up on Top, by Dr. Suess (Theo. LeSeig)
- Tawheed for kids pdf by Dr Saleh As Saleh (<https://abdurrahmanorg.files.wordpress.com/2014/08/tawheed-for-children-level-1-knowing-allaah-dr-saleh-as-saleh.pdf>)

Video's or Nasheeds you can listen to with your child:

- Nasheed Allah created everything by Zakay (<https://www.youtube.com/watch?v=qXQqXcXck4k>)
- Video that helps ansvere the questions many chidlren have (Apple Mac was invented by Steve Jobs but who created the Apple we eat?) <https://www.youtube.com/watch?v=wRzBsnETChk>

Arabic version of the quran ayah (you can have your child memorize this) which is from the book Basic Principles On The Subject Of Tawheed Fiqh And Aqeedah written by Shaikh Abu Abdir Rahman Yahya bin Alee Al-Hajooree

[1] If someone asks you: "Who created you?"

Say: Allaah created me and everything that exists. The proof for this is Allaah's saying:

اللَّهُ خَالِقُ كُلِّ شَيْءٍ


"Allaah created everything." [Surah Az-Zumar: 62]

Aa

is for

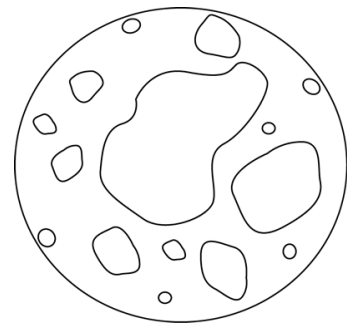
Allah

Allah Created



The Sun

The Moon



The heavens, the earth and

me

Allah created everything







Allah is the Creator of all things

(Zumar - 62)


Aa




Alligator



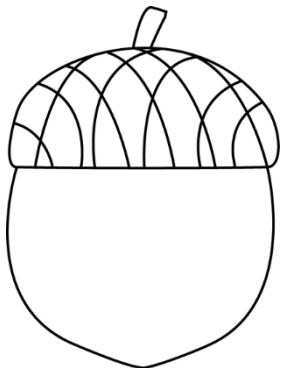
Airplane




Apple



Ant




Acorn



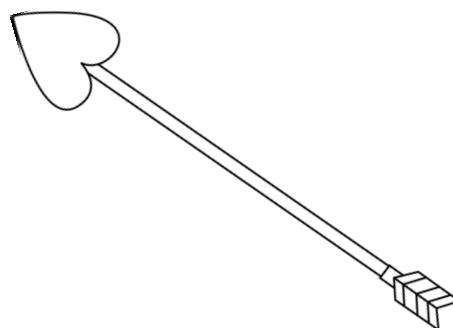
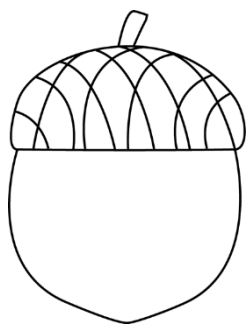





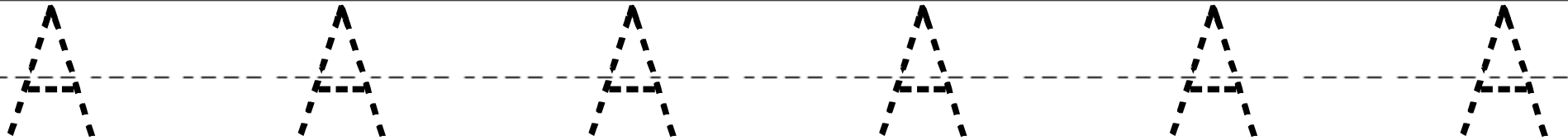
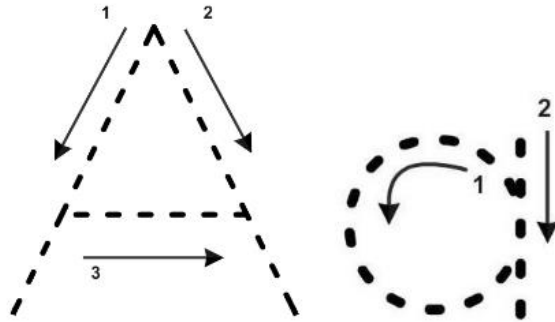
Arrow

Circle the letter A a

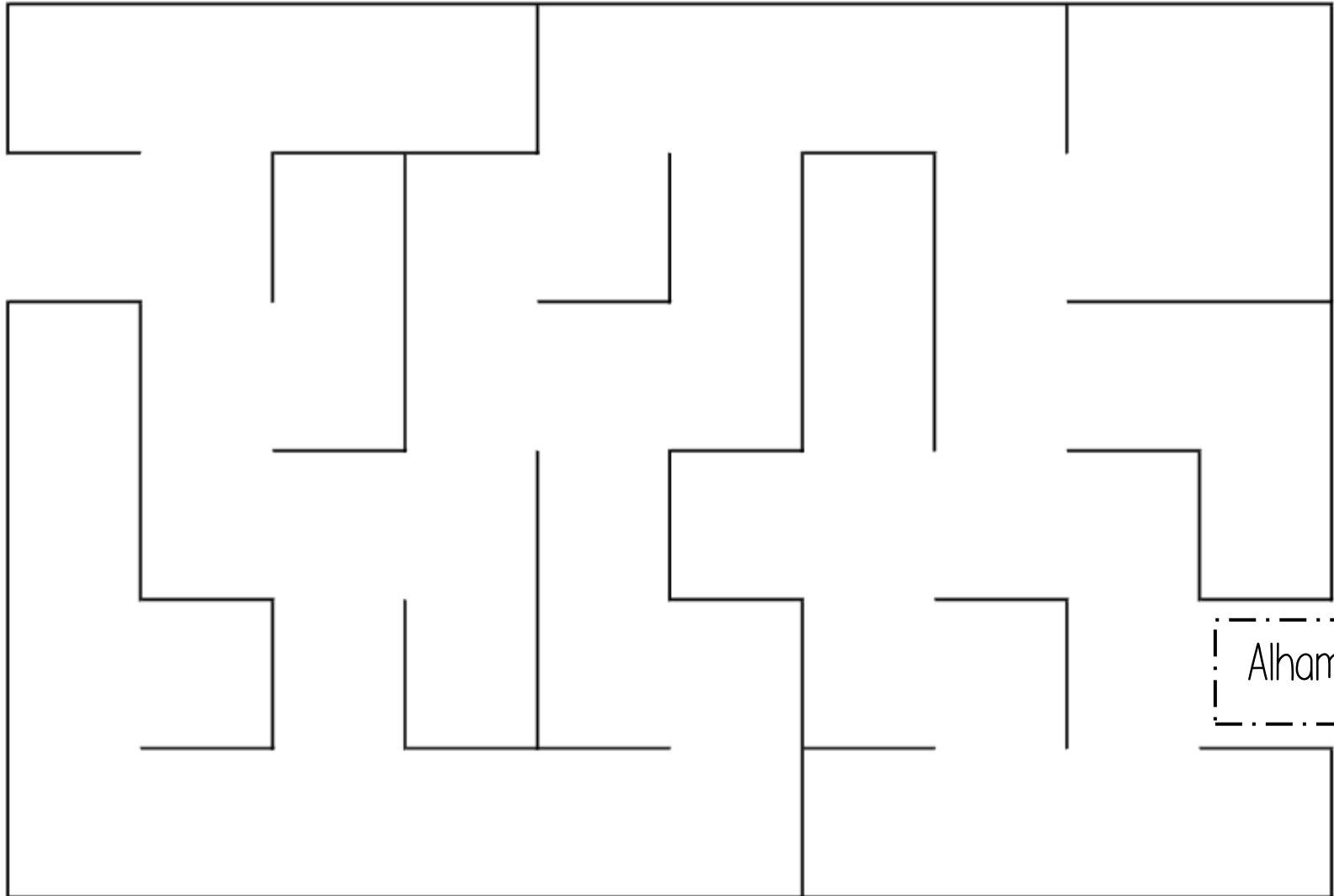



Say the name of each picture. Color all the pictures that start with the letter A **red**



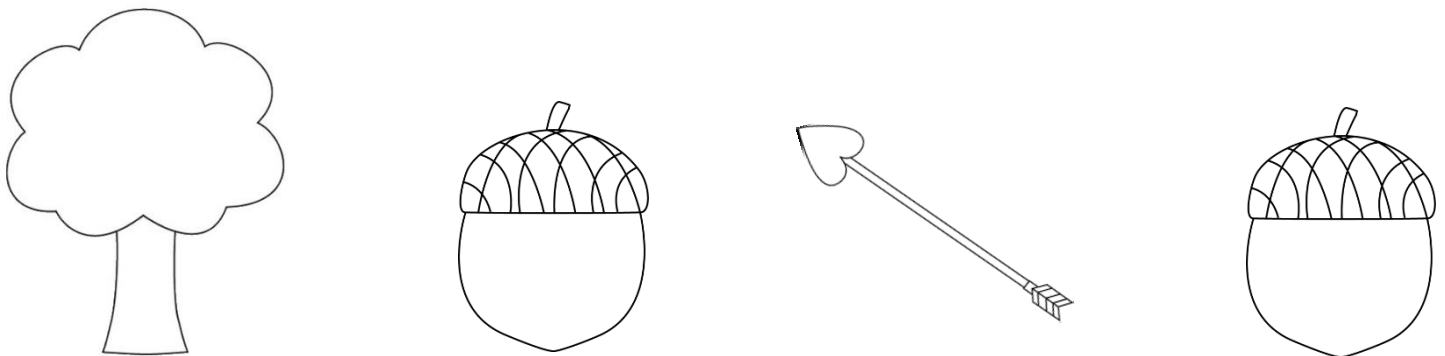

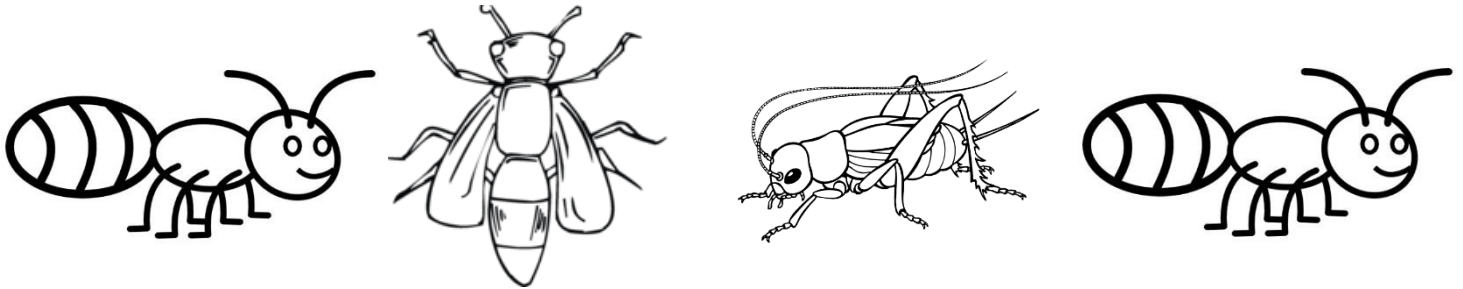


Help Adam find his way out of the maze
















Alhamdulillah

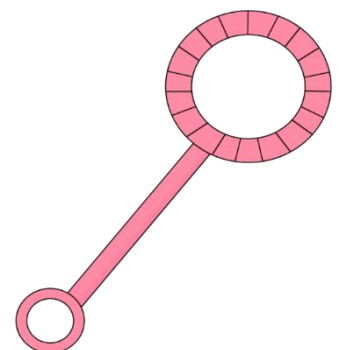



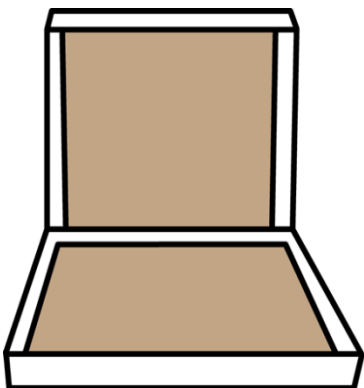

Circle the images that are the same



Count the ants (for younger children write the numbers on clothes
pegs)


  	 
 	 
 	 

Draw a line to match the picture to the shape



Draw a line to match the correct number to the correct image


1




2




3






4



5



✂ Put it in order of size (small to big)



Draw a line to match the same images

